


SEISMOMETER G210RW

KNOWING THE ACCURATE TREMORS WE FEEL.



Processor



Sensor

OUTLINE

Knowing the accurate tremor is necessary to help governments, private institutions and businesses around the world in proper risk and disaster management.

G210RW can calculate and indicate BMKG earthquake intensity scale. Once accurate seismic intensity at a specific local site is indicated, more appropriate disaster management will be realized.

G210RW is used in local government observation stations, broadcasting companies, factories, etc.

FEATURES

● ACCURATE SEISMIC INTENSITY UNDER JMA STANDARD

G210RW calculates “seismic intensity” from acceleration and cycle of tremor and indicates the calculated seismic intensity on the processor LCD screen. Data and information are transmitted simultaneously over IP communication and through other networks.

● LOW POWER CONSUMPTION

Low power consumption is realized.

Specifications

Sensor

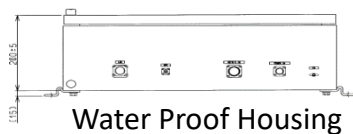

Type	Force balance servo
Measurement range	0 ~ ±3,000gal (option: ±4,000gal)
Resolution	24bit
Sampling frequency	100Hz
Output	RS422 serial output (38.4kbps)
Dust/Water proof	IP65
size/weight	W210 x D210 x H115 mm / 4kg
Operational environment	-20 ~ 50°C
Other Feature	EMC compatible

Specifications

Processor

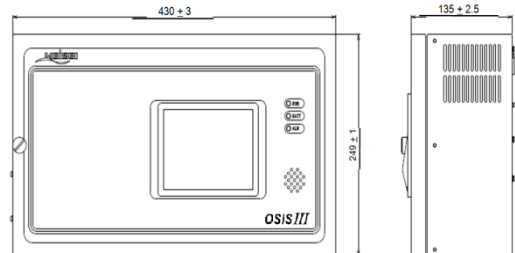
Intensity data	BMKG Intensity Scale (SIG) and Modified Mercalli Intensity Scale (MMI)
transmission method	Japan Meteorological Agency Standard
Data	Seismic intensity scale(BMKG earthquake intensity scale)calculate with calculation method of intensity scale defined by BMKG Max acceleration ,max velocity for each symmetric triaxial Peak acceleration cycle for each symmetric triaxial Spectral intensity (SI) scale, Dominant frequency during each 10 seconds including max acceleration Earthquake detecting time
Display type	5.7inch color LCD (with touch panel)
Display Intensity information	Switchable MMI (Modified Mercalli Intensity) , SIG (Skala Intensitas Gempabumi) OR Both
Data Store device	CF card 16GB
Communicating Interface	10BASE-T/100BASE-TX × 2, RS232C × 1 (host) RS232C × 1 (keep sending), RS422 × 2(keep sending)
Number of contact output	4 contacts, less than DC30V / 1A
Time accuracy	within ±0.001sec (with GPS time calibration)
Test function	Simulation test for sensor and processor
Power source	AC220V ± 10%, DC12V ± 10%
Size/Weight	Approx. W430 × H249 × D135 / 6.0kg (without internal battery) Approx. W600 × H600 × D200 / 35.9kg (with extra housing)
Operational temperature	-10 ~ 50°C, 90%RH or less (Non-condensing)
Dust / Water proof	IP65 (applicable only when using waterproof housing)

Over view

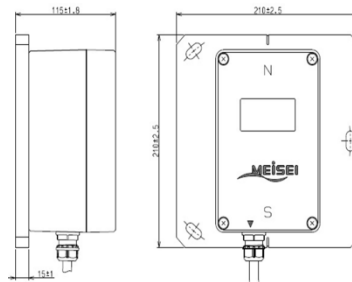


Water Proof Housing
(Optional)

Processor



Sensor



Unit : millimeter

CAUTION

- For proper and safe use, please read the "Operation Manual" before use.
- The specifications and appearance are subject to change without notice. Please be guided.
- The products in this catalog are standard, but can be customized according to customer specifications. Contact us for more details.
- The Company shall not be liable for any claim made by a third party for damages or financial losses arising from the use of the product.
- The color of the product photo on the catalog may differ from the actual product due to printing.

meisei electric co.,ltd.

www.meisei.co.jp/english

Global Strategy Group

1-1, Toyosu 3-chome, Koto-ku, Tokyo 135-8115 JAPAN

TEL: +81-3-6204-8253 FAX: +81-3-6204-8888